

STREAM

Version

Wall 90 cm - 800 m³/h

Collection

Design

EAN code

8034122331317



*The photograph is purely for information
It may not correspond to the selected version.*

FEATURES

Scotch brite stainless steel (AISI 304)
Electronic control
LED lighting
Air Falmec filter for balanced suction
Charcoal filter included

OPTIONAL ACCESSORIES

KACL.510#I
Extension H700 - Wall
KACL.512#I
Extension H960 - Wall
KACL.770#41F
Remote under-roof 1100 m³/h
Brushless
KACL.786#41F
Outdoor extractor fan 1000 m³/h
KACL.796#4AF
Outdoor extractor fan 1500 m³/h
KACL.797#4AF
Remote under-roof motor 1300 m³/h
KACL.798#41F
Remote under-roof motor 950 m³/h
KACL.815
Protective cleaning cloths for stainless steel (box 10 pcs)

TECHNICAL FEATURES

Installation type
Wall
Dimensions
90 cm
Finishing
Scotch brite stainless steel (AISI 304)
Motor
800 m³/h
Type of control
Touch control
Speed settings
4
Lighting
Led 2x1,2 W - 3200 K
Filter
3 x Metallic filter "Air Falmec" - Wall 278x301 mm
Charcoal filter
Square charcoal filter - Type 3 (optional)
Minimum distance
Gas hob: 63 cm
Electric hob: 52 cm

PACKAGING:WEIGHTS AND VOLUMES

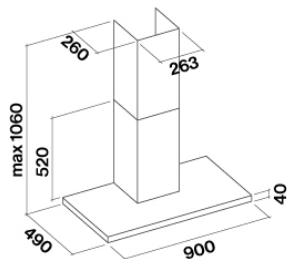
Gross weight
22 kg
Net weight
17 kg
Volumes
0.25 m³
Packaging size
Length
995 mm
Height
430 mm
Depth
595 mm

CONSUMPTION AND CONNECTION FEATURES

Maximum consumption
280 W
Voltage
220-240V
Frequency
50-60Hz
Plug type
Shuko

MOTOR TECHNICAL SHEET

Maximum capacity
680 m³/h
I.E.C. 61591
Maximum noise level
68 dB(A)re1pW
I.E.C.60704-2-13
Maximum pressure (Pa)
500 Pa
Max. motor power
215 W
ENERGY CLASS
B



STREAM

Version

Wall 90 cm - 800 m³/h

Collection

Design

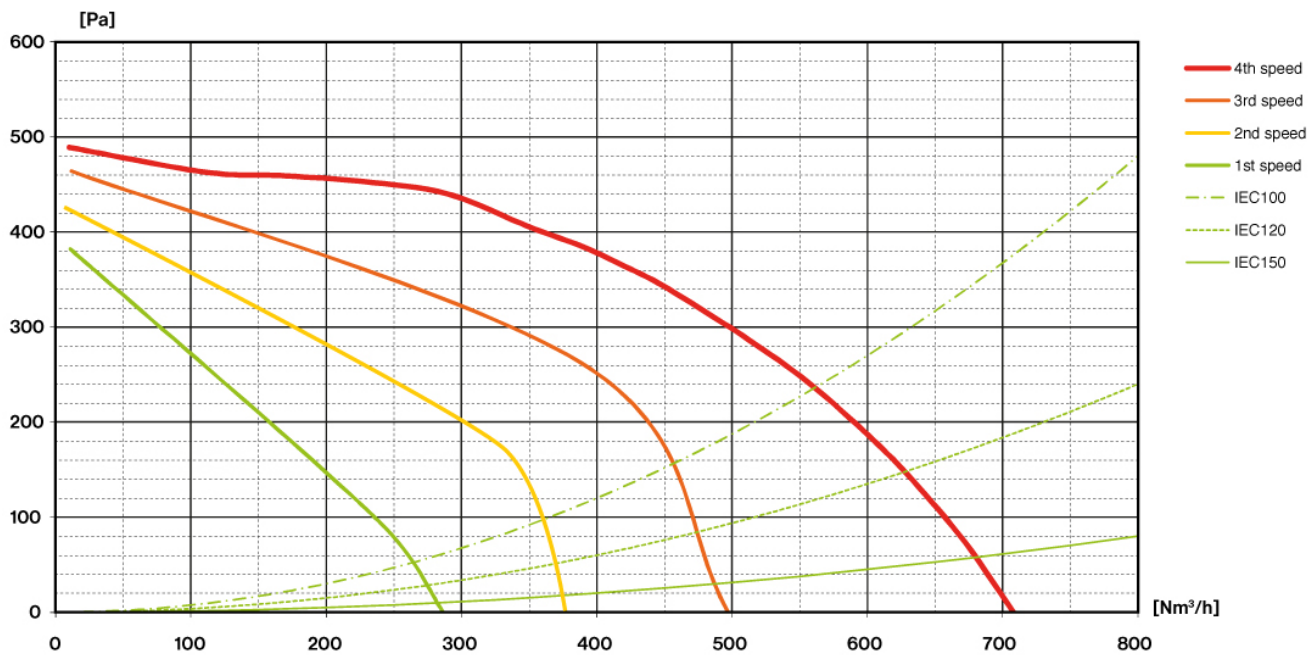
EAN code

8034122331317

MOTOR TECHNICAL SHEET

Motor speed	1	2	3	4
Noise level dB(A)re1pW-I.E.C.60704-2-13	49	56	62	68
Capacity (m ³ /h) I.E.C.61591	280	370	480	680
Maximum pressure (Pa)	390	420	480	500
Motor Power (W)	132	153	175	215
Air outlet	150	150	150	150

CAPACITY / PRESSURE



STREAM

Version

Wall 90 cm - 800 m3/h

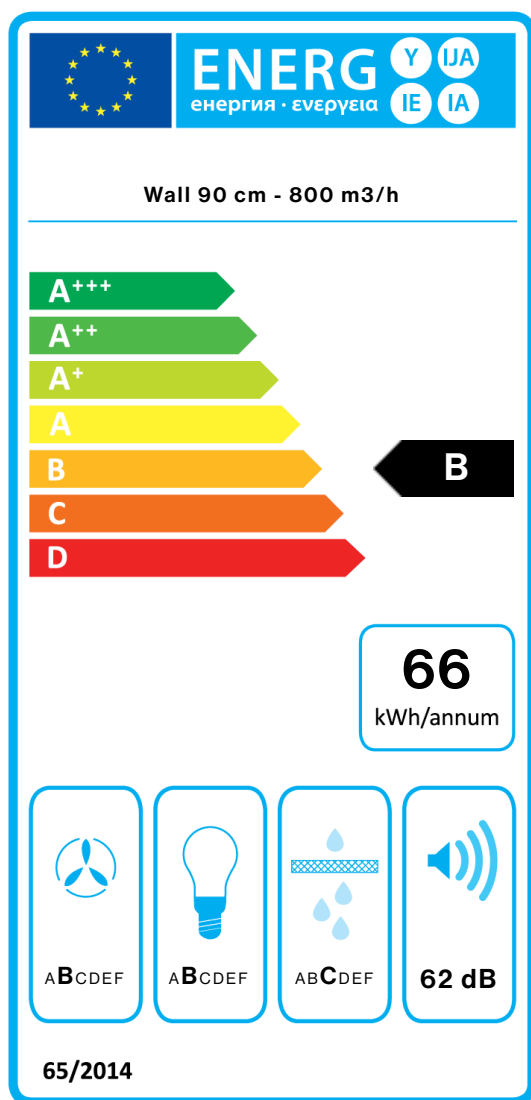
Collection

Design

EAN code

8034122331317

ENERGY LABEL



PF		
S	Falmec Spa	
M	Wall 90 cm - 800 m3/h	
AEC	66,1	kWh/a
EEC	B	
FDE	26,3	
FDEC	B	
LE	20,5	
LEC	B	
GFE	80,0	
GFEC	C	
Qmin	280,0	m³/h
Qmax	480,0	m³/h
Qboost	680,0	m³/h
SPEmin	49	dBa
SPEmax	62	dBa
SPEboost	68	dBa
PO	-	W
PS	0,48	W
PI		
F	1,1	
EEL	63,9	
Qbep	382,0	m³/h
Pbep	384	Pa
Qboost	680,0	m³/h
Wbep	155,1	W
WL	5,30	W
Emiddle	109	lex
Lwa-SPEmax	62	dBa

PF_Product fiche according to 65/2014 S_Supplier name / M_Model identification / AEC_Annual Energy Consumption (AEC hood) / EEC_Energy Efficiency class / FDE_Fluid Dynamic Efficiency (FDE hood) / FDEC_Fluid Dynamic Efficiency class / LE_Lighting Efficiency (LE hood) / LEC_Lighting Efficiency class / GFE_Grease Filtering Efficiency / GFEC_Grease Filtering Efficiency class / Qmin_Air flow (in m³/h) at min speed in normal use / Qmax_Air flow (in m³/h) at max speed in normal use / Qboost_Air flow (in m³/h) at intensive or boost setting (max air-flow) / SPEmin_Airborne acoustical A-weighted sound power emissions at min speed in normal use / SPEmax_Airborne acoustical A-weighted sound power emissions at max speed in normal use / SPEboost_Airborne acoustical A-weighted sound power emissions (in dB) at intensive or boost setting / PO_Power consumption in off mode (Po) / Ps_Power consumption in stand by mode (Ps). **PI_Additional information according to 66/2014** F_Time increase factor / EEL_Energy Efficiency Index / Qbep_Measured air flow rate at best efficiency point / Pbep_Measured air pressure at best efficiency point / Qboost_Maximum air flow / Wbep_Measured electric power input at best efficiency point / WL_Nominal power of the lighting system / Emiddle_Average illumination of the lighting system on the cooking surface / Lwa=SPEmax_Sound pressure level at the highest speed.